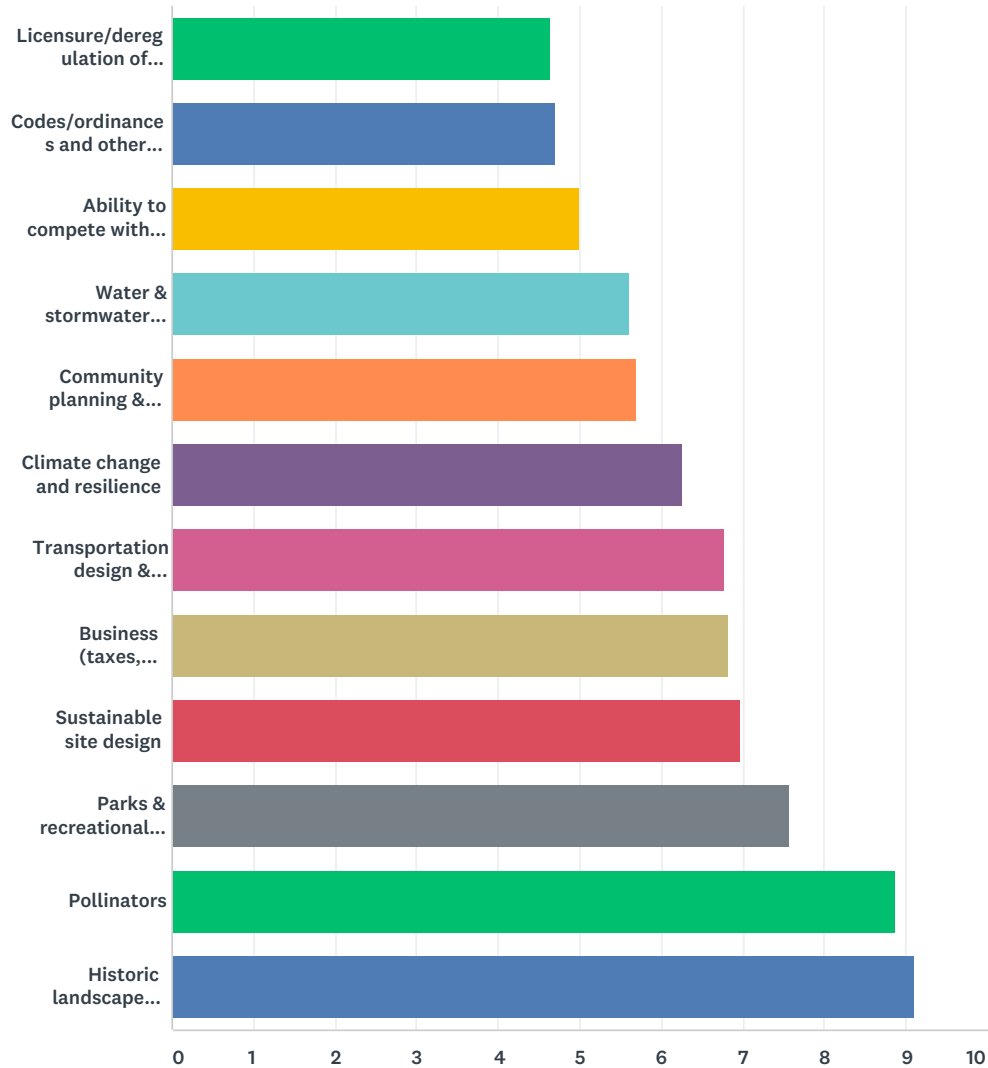


Q1 Please rank all of the following STATE policy issues in order of importance to the profession.
(You may only select one answer per column.)

Answered: 23 Skipped: 0

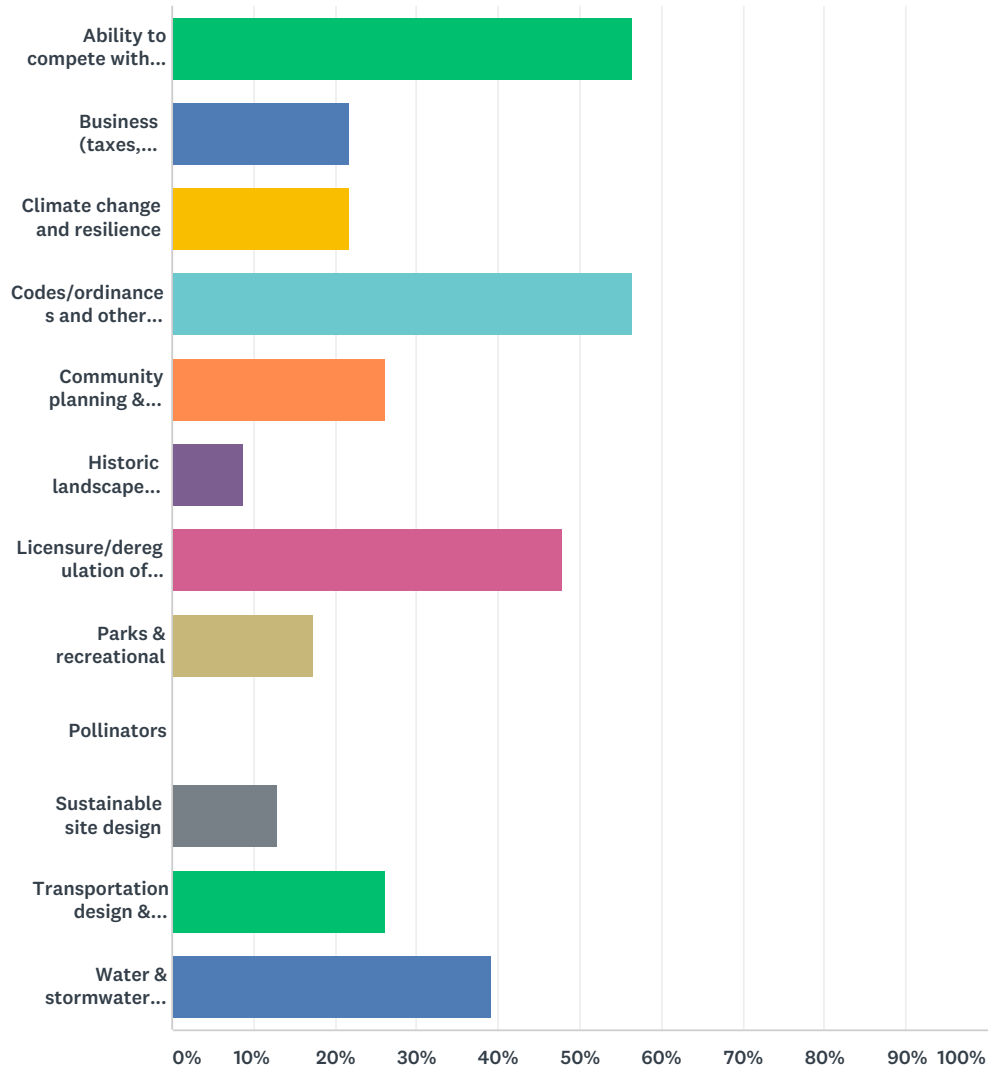


Federal and State Legislative Priorities Survey - 2018

	MOST IMPORTANT	(NO LABEL)	(NO LABEL)	(NO LABEL)	(NO LABEL)	(NO LABEL)	(NO LABEL)	(NO LABEL)	(NO LABEL)	(NO LABEL)	(NO LABEL)	LEAST IMPORTANT	TOTAL	WEIGHTED AVERAGE
Licensure/deregulation of licensure	21.74% 5	17.39% 4	13.04% 3	13.04% 3	0.00% 0	0.00% 0	0.00% 0	13.04% 3	13.04% 3	0.00% 0	8.70% 2	0.00% 0	23	4.65
Codes/ordinances and other policies that restrain/promote the practice of landscape architecture	17.39% 4	26.09% 6	8.70% 2	8.70% 2	0.00% 0	0.00% 0	13.04% 3	4.35% 1	8.70% 2	8.70% 2	4.35% 1	0.00% 0	23	4.70
Ability to compete with allied professions for procurement/QBS	17.39% 4	17.39% 4	17.39% 4	0.00% 0	0.00% 0	17.39% 4	4.35% 1	4.35% 1	8.70% 2	4.35% 1	0.00% 0	8.70% 2	23	5.00
Water & stormwater management	0.00% 0	8.70% 2	13.04% 3	21.74% 5	8.70% 2	8.70% 2	13.04% 3	13.04% 3	8.70% 2	0.00% 0	4.35% 1	0.00% 0	23	5.61
Community planning & design	4.35% 1	8.70% 2	8.70% 2	13.04% 3	13.04% 3	21.74% 5	8.70% 2	4.35% 1	4.35% 1	4.35% 1	8.70% 2	0.00% 0	23	5.70
Climate change and resilience	17.39% 4	4.35% 1	13.04% 3	0.00% 0	21.74% 5	0.00% 0	0.00% 0	13.04% 3	0.00% 0	8.70% 2	0.00% 0	21.74% 5	23	6.26
Transportation design & planning (including bike/pedestrian and trails projects)	8.70% 2	4.35% 1	4.35% 1	4.35% 1	8.70% 2	13.04% 3	17.39% 4	13.04% 3	0.00% 0	13.04% 3	4.35% 1	8.70% 2	23	6.78
Business (taxes, liability, professional corporation)	8.70% 2	4.35% 1	8.70% 2	13.04% 3	8.70% 2	4.35% 1	4.35% 1	8.70% 2	13.04% 3	0.00% 0	13.04% 3	13.04% 3	23	6.83
Sustainable site design	4.35% 1	4.35% 1	8.70% 2	8.70% 2	4.35% 1	13.04% 3	13.04% 3	8.70% 2	8.70% 2	8.70% 2	13.04% 3	4.35% 1	23	6.96
Parks & recreational facilities	0.00% 0	4.35% 1	0.00% 0	4.35% 1	17.39% 4	13.04% 3	8.70% 2	4.35% 1	21.74% 5	13.04% 3	13.04% 3	0.00% 0	23	7.57
Pollinators	0.00% 0	0.00% 0	0.00% 0	4.35% 1	17.39% 4	8.70% 2	0.00% 0	8.70% 2	4.35% 1	21.74% 5	13.04% 3	21.74% 5	23	8.87
Historic landscape preservation	0.00% 0	0.00% 0	4.35% 1	8.70% 2	0.00% 0	0.00% 0	17.39% 4	4.35% 1	8.70% 2	17.39% 4	17.39% 4	21.74% 5	23	9.09

Q2 Which STATE issues provide the most impact on employment opportunities for landscape architects in your state? (Please select no more than 4.)

Answered: 23 Skipped: 0



Federal and State Legislative Priorities Survey - 2018

Ability to compete with allied professions for procurement/QBS	56.52%	13
Business (taxes, liability, professional corporations)	21.74%	5
Climate change and resilience	21.74%	5
Codes/ordinances and other policies that restrain/promote the practice of landscape architecture	56.52%	13
Community planning & design	26.09%	6
Historic landscape preservation	8.70%	2
Licensure/deregulation of licensure	47.83%	11
Parks & recreational	17.39%	4
Pollinators	0.00%	0
Sustainable site design	13.04%	3
Transportation design & planning	26.09%	6
Water & stormwater management	39.13%	9
Total Respondents: 23		

Q3 List STATE programs that you or your firm have accessed to fund projects (e.g., grants, tax credits, transportation programs, etc.). Please be as specific as possible.

Answered: 7 Skipped: 16

#	RESPONSES	DATE
1	Duke grants, Green Ribbon Committees	6/1/2018 1:50 PM
2	none	5/31/2018 8:23 PM
3	Grants	5/31/2018 10:23 AM
4	Tiger Grants, park and rec grants for trails	5/30/2018 2:17 PM
5	Brownfield Assessment Grant, EPA; LWCF grant, DNR; SPLOST	5/25/2018 8:34 AM
6	Duke grants	5/24/2018 10:38 PM
7	1/2 cent sales tax for library & county parks improvements, 1/2 cent sales tax for infrastructure improvements	5/14/2018 11:10 AM

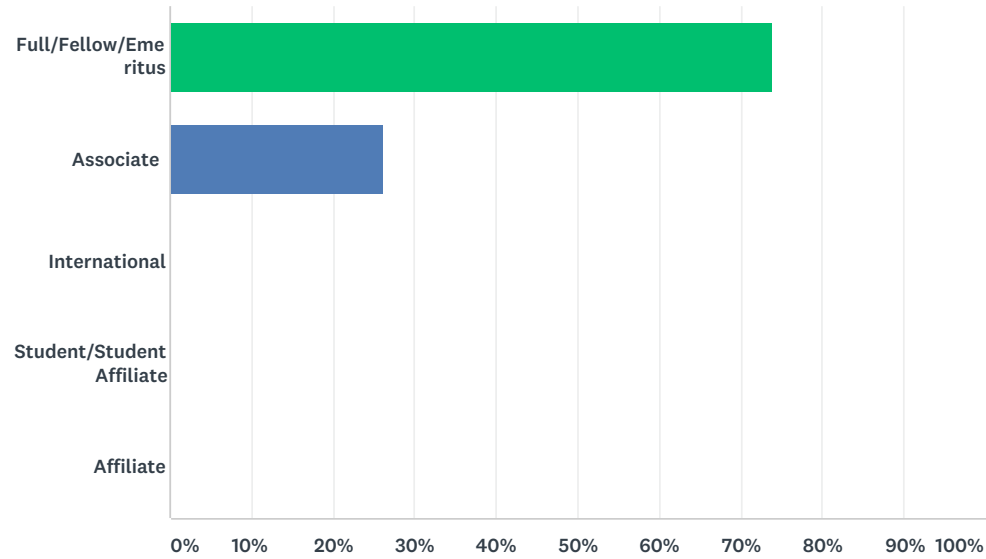
Q4 List any other STATE issues for your chapter's policy priority list.

Answered: 4 Skipped: 19

#	RESPONSES	DATE
1	Storm Water, water quality	6/1/2018 1:50 PM
2	Passing of laws or ordinances that demand green infrastructure and site sustainability	5/30/2018 1:48 PM
3	deregulatory threats to licensure	5/25/2018 8:34 AM
4	offshore drilling threats and sea level rise	5/14/2018 11:10 AM

Q10 Select your current ASLA membership category?

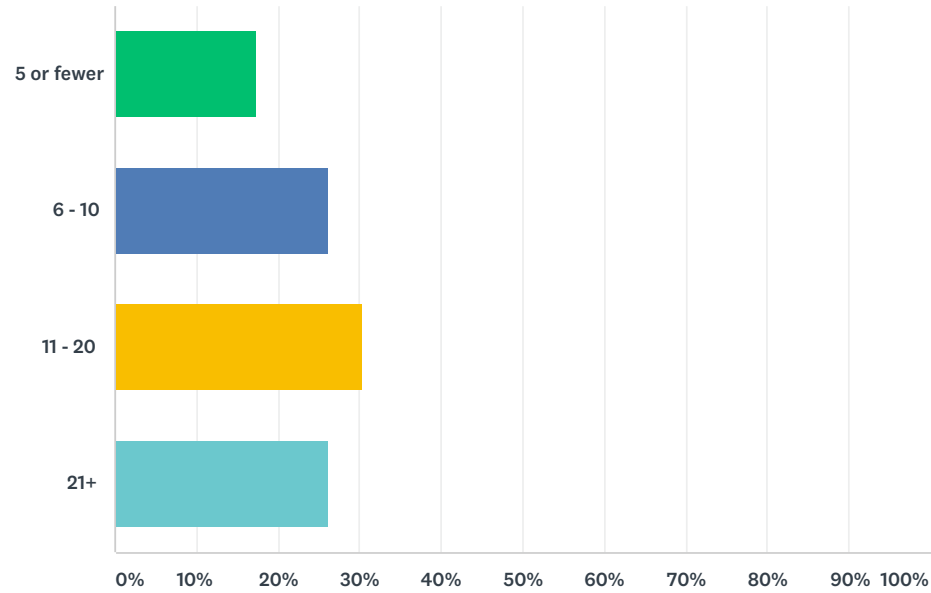
Answered: 23 Skipped: 0



ANSWER CHOICES	RESPONSES	
Full/Fellow/Emeritus	73.91%	17
Associate	26.09%	6
International	0.00%	0
Student/Student Affiliate	0.00%	0
Affiliate	0.00%	0
TOTAL		23

Q11 How many years have you been a member of ASLA?

Answered: 23 Skipped: 0



ANSWER CHOICES	RESPONSES	
5 or fewer	17.39%	4
6 - 10	26.09%	6
11 - 20	30.43%	7
21+	26.09%	6
TOTAL		23